

# Fact Sheet

Queensland  
Spinal  
Cord  
Injuries  
Service

**SPINAL INJURIES UNIT**  
Ph: 3176 2215  
Fax: 3176 7462

**OUTPATIENT  
DEPARTMENT**  
Ph: 3176 2641  
Fax: 3176 5644

**Postal and Location**  
Princess Alexandra Hospital  
Ipswich Rd  
Woolloongabba QLD 4102  
AUSTRALIA

**TRANSITIONAL  
REHABILITATION  
PROGRAM**  
Ph: 3406 2322  
Fax: 3406 2399

**Email**  
[trp@health.qld.gov.au](mailto:trp@health.qld.gov.au)

**Postal**  
PO Box 6053  
Buranda, QLD, 4102

**Location**  
3<sup>rd</sup> Floor, Buranda Village  
Cnr Cornwall St & Ipswich Rd  
Buranda, QLD, 4102  
AUSTRALIA

**SPINAL OUTREACH  
TEAM**  
Ph: 3406 2300  
Freecall 1800 624 832  
(for regional clients)  
Fax : 3406 2399

**Email**  
[spot@health.qld.gov.au](mailto:spot@health.qld.gov.au)

**Postal**  
PO Box 6053  
Buranda, Q, 4102

**Location**  
3<sup>rd</sup> Floor, Buranda Village  
Cnr Cornwall St & Ipswich Rd  
Buranda, QLD, 4102  
AUSTRALIA

## Managing your Bowels after Spinal Cord Injury A Guide to Lower Motor Neuron Bowels



### Spinal Cord Injury and Bowel Function

The main changes to bowel function after spinal cord injury occur in the lower section of the digestive tract – the large intestine, rectum and anus. To understand the effect of these changes, you must first understand their roles in elimination.

#### Large Intestine

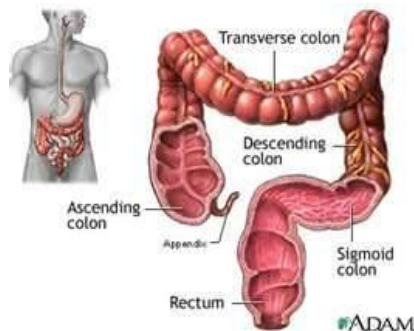
- responsible for absorption of water from the faecal mass for use in all our bodily cells and functions
- propels the waste through the large intestine in wave like contractions of muscle towards the rectum for evacuation

#### Rectum

- holds the faecal bulk ready for evacuation

#### Anus

- controls the release of faeces during defaecation



Changes to the nerves supplying the muscles of the large intestine wall result in a decreased “push” effect in the bowel. **This means that the faeces takes LONGER to work its way around the bowel.** The longer it takes for the faeces to be pushed around the bowel, the more water can be absorbed out of the faeces. The more water that is absorbed out of the faeces, the harder the resultant stool gets = CONSTIPATION

There are also some changes to the moistness of the bowel wall, causing a decrease in lubrication, and potentially further slowing the transit of faeces around the bowel = CONSTIPATION

Changes to the nerves supplying the muscles in the rectum and anus can result in an inability to predict or control bowel movements = ACCIDENTS +/- CONSTIPATION

We refer to the changes to the bowel after spinal cord injury as **Neurogenic Bowel**.

### How Do I Manage a Neurogenic Bowel?

To be able to manage these changes effectively, you must understand what TYPE of bowel you have after your injury. There are two main types of Neurogenic Bowel, which are determined by your level of injury, and the potential interruption of processing of messages through the Defaecation Reflex Centre.

# Fact Sheet

## Queensland Spinal Cord Injuries Service

### SPINAL INJURIES UNIT

Ph: 3176 2215  
Fax: 3176 7462

### OUTPATIENT DEPARTMENT

Ph: 3176 2641  
Fax: 3176 5644

### Postal and Location

Princess Alexandra Hospital  
Ipswich Rd  
Woolloongabba QLD 4102  
AUSTRALIA

### TRANSITIONAL REHABILITATION PROGRAM

Ph: 3406 2322  
Fax: 3406 2399

### Email

[trp@health.qld.gov.au](mailto:trp@health.qld.gov.au)

### Postal

PO Box 6053  
Buranda, QLD, 4102

### Location

3<sup>rd</sup> Floor, Buranda Village  
Cnr Cornwall St & Ipswich Rd  
Buranda, QLD, 4102  
AUSTRALIA

### SPINAL OUTREACH TEAM

Ph: 3406 2300  
Freecall 1800 624 832  
(for regional clients)  
Fax : 3406 2399

### Email

[spot@health.qld.gov.au](mailto:spot@health.qld.gov.au)

### Postal

PO Box 6053  
Buranda, Q, 4102

### Location

3<sup>rd</sup> Floor, Buranda Village  
Cnr Cornwall St & Ipswich Rd  
Buranda, QLD, 4102  
AUSTRALIA

The Defaecation Reflex Centre controls the muscles and feeling to the lower colon, rectum and anus, and works in conjunction with the brain to determine when to “hold” or “go”. When mass is detected in the rectum, the reflex initiates a strong contraction of these muscles, assisting in defaecation. The disruption of this reflex can result in either:

1. Upper Motor Neuron (Reflexive) Bowel
2. Lower Motor Neuron (Flaccid) Bowel

The management for each of these bowel types differs significantly. This booklet specifically targets the management of **Lower Motor Neuron** bowels. If you are unsure of your bowel type, please talk to your Spinal Injuries Consultant, Outpatient Service, or the Spinal Outreach Team (SPOT) for further advice.

### What is a Lower Motor Neuron (LMN) bowel?

Lower Motor Neuron bowel types most commonly occur in people with spinal cord injuries at or below the T12/L1 level. The messages to the Defaecation Reflex centre (which is below T12/L1) are disrupted, resulting in a flaccid type injury, as the reflex centre does not exert any influence over the anal and rectal muscles. This means people with LMN spinal injuries generally have:

- poor or no anal tone
- loss of voluntary control
- poor or no sensation of the lower bowel to know when it is full or when an evacuation has occurred
- decreased peristalsis (or movement through the gut)

### Why Do I Have to Change the Way I Manage My Bowel?

Left untreated, people with LMN bowels can experience symptoms such as chronic constipation and bowel accidents. This can then further impact on many other facets of your health, work and social life, as well as personal relationships.

### Good Bowel Routines = More Effective and Predictable Emptying = Social Continence

### The 5 “Rights” of Bowel Management

Due to the complexity of the many different issues affecting bowel function after spinal cord injury, it is not possible to fix the problems simply by taking a tablet.

To make it easier to understand, LMN bowel management has been broken in to 5 categories that need to be working well together to put you back on the “Right” path!

- ✓ Time
- ✓ Place
- ✓ Amount
- ✓ Consistency
- ✓ Trigger



### Right Time

This refers to the need to **re-establish a routine for bowel emptying** post spinal cord injury. The bowel needs to be “re-trained” to empty at a regular and consistent time each day, which will allow you some predictability around when your bowels may open. You need to be in control of your bowels to prevent your bowels controlling your life!



# Fact Sheet

## Queensland Spinal Cord Injuries Service

### SPINAL INJURIES UNIT

Ph: 3176 2215

Fax: 3176 7462

### OUTPATIENT DEPARTMENT

Ph: 3176 2641

Fax: 3176 5644

### Postal and Location

Princess Alexandra Hospital  
Ipswich Rd  
Woolloongabba QLD 4102  
AUSTRALIA

### TRANSITIONAL REHABILITATION PROGRAM

Ph: 3406 2322

Fax: 3406 2399

### Email

[trp@health.qld.gov.au](mailto:trp@health.qld.gov.au)

### Postal

PO Box 6053  
Buranda, QLD, 4102

### Location

3<sup>rd</sup> Floor, Buranda Village  
Cnr Cornwall St & Ipswich Rd  
Buranda, QLD, 4102  
AUSTRALIA

### SPINAL OUTREACH TEAM

Ph: 3406 2300

Freecall 1800 624 832

(for regional clients)

Fax : 3406 2399

### Email

[spot@health.qld.gov.au](mailto:spot@health.qld.gov.au)

### Postal

PO Box 6053  
Buranda, Q, 4102

### Location

3<sup>rd</sup> Floor, Buranda Village  
Cnr Cornwall St & Ipswich Rd  
Buranda, QLD, 4102  
AUSTRALIA

Some factors to consider when choosing a time:

- Work hours
- Any previous bowel habit prior to injury
- Availability of toileting facilities and care support

The other aspect if the 'right time' is how much time should be spent on the routine. An average amount of time can be from 15-30 minutes and this relies on the stool being low down in the bowel. Ideally, a Lower Motor Neurone bowel routine is usually managed **once to twice a day**.

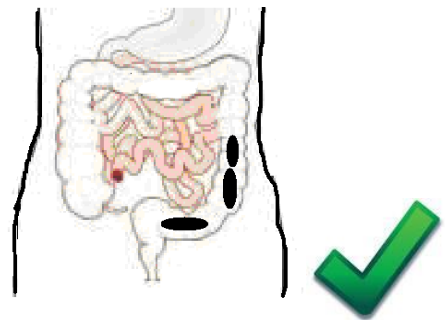
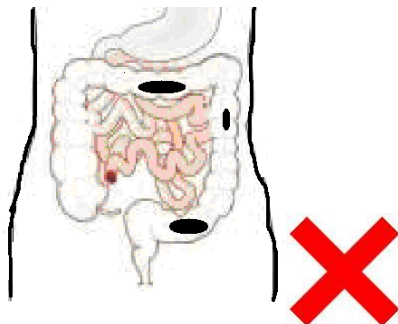
### Right Place

Undoubtedly the right place for bowel motions is in the toilet! However, this guideline refers to **where the faeces is in the bowel**, when you are ready to go to the toilet!

If the faeces is **too high** in the bowel, you are unlikely to have a result at the time you are sitting over the toilet. This faeces then may work itself down later, resulting in an **accident**.



Alternatively, if the faeces is **too low** in the bowel, you may have an accident **prior** to getting to the toilet.



### So How Do I Influence the Right Place?

The most common method for influencing Right Place is by the use of a Bowel Stimulant – either food or medication.

### Medication:

Common bowel stimulant medications are **Senna (Senokot)** and **Bisacodyl (Duloxax)** tablets. These medications work by **stimulating peristalsis** (a wave-like motion which pushes the faeces along your bowel), with the best effect of the medication between 10-16 hrs after taking the tablet. This means the time you take these tablets should be **adjusted to suit your bowel routine time**.

An example of how to use and adjust a stimulant medication:

- If you wish to toilet at 8am, the senna dose should be given at approximately 8pm the night prior.
- If you are having accidents prior to getting over the toilet (8AM), try taking the tablet a bit later.
- If you have to sit on the toilet for 1hr before a result, try taking the tablet earlier.



Queensland  
Government

[www.health.qld.gov.au/qscis](http://www.health.qld.gov.au/qscis)

# Fact Sheet

## Queensland Spinal Cord Injuries Service

### SPINAL INJURIES UNIT

Ph: 3176 2215

Fax: 3176 7462

### OUTPATIENT DEPARTMENT

Ph: 3176 2641

Fax: 3176 5644

### Postal and Location

Princess Alexandra Hospital  
Ipswich Rd  
Woolloongabba QLD 4102  
AUSTRALIA

### TRANSITIONAL REHABILITATION PROGRAM

Ph: 3406 2322

Fax: 3406 2399

### Email

[trp@health.qld.gov.au](mailto:trp@health.qld.gov.au)

### Postal

PO Box 6053  
Buranda, QLD, 4102

### Location

3<sup>rd</sup> Floor, Buranda Village  
Cnr Cornwall St & Ipswich Rd  
Buranda, QLD, 4102  
AUSTRALIA

### SPINAL OUTREACH TEAM

Ph: 3406 2300

Freecall 1800 624 832

(for regional clients)

Fax : 3406 2399

### Email

[spot@health.qld.gov.au](mailto:spot@health.qld.gov.au)

### Postal

PO Box 6053  
Buranda, Q, 4102

### Location

3<sup>rd</sup> Floor, Buranda Village  
Cnr Cornwall St & Ipswich Rd  
Buranda, QLD, 4102  
AUSTRALIA

- If you are toileting twice a day, but only take senna once a day, you should expect a better result for the toileting episode 10-16 hours AFTER taking the senna – eg night time senna = larger morning result, less in the evening.

Senna is also found in many different brands and strengths over the counter and at health food shops. The table below shows some of the common medications available and the approximate compared strengths. Never take more than the recommended dose as this can 'overstimulate the bowel' causing problems with the co-ordinated movement of the faeces. This may result in the "churning" of faeces in the intestines instead of movement of faeces through the intestine.

Drug	Senna Dose	Measure	Other Ingredients
Senokot Tablets	7.5mg sennosides B OR 412mg senna leaf	1 tablet	
Coloxyl & Senna	8mg sennosides B OR 440mg senna leaf	1 tablet	50mg coloxyl/tablet
Ford Pills	10mg sennosides B OR 550mg senna leaf	1 tablet	
Laxettes	12mg sennosides B OR 660mg senna leaf	1 tablet	
Nulax	14mg sennosides B OR 800mg senna leaf	10g or 2 tsp	Dried fruit
Agiolax	15mg sennosides B OR 825mg senna leaf	5g dose OR 1 tsp	Fibre, swallow whole
Herbelax	24.5mg sennosides B OR 1.35g senna leaf	1 tsp	Liquorice, dill, psyllium husk 31mg per teaspoon

### Diet:

Most people can readily identify foods that stimulate the bowel. These are the foods that had you going to the toilet before your spinal cord injury. Commonly named examples are:

- Prunes
- Fruit or concentrated Fruit Juice – particularly stone fruits and citrus fruits
- Spicy/Hot foods
- Liquorice
- Nuts and seeds
- Alcohol and Caffeine
- Foods high in fat (eg Take Away Fried Chicken)

Over consumption of foods that stimulate may create accidents. Alternatively, some of these foods can be of benefit if used in your daily diet (in small doses).

### Right Amount

Regularly monitoring the results of your daily bowel routine provides a "checks and balances" system to ensure that your bowels are on track, and early warning if things are starting to go wrong!



# Fact Sheet

## Queensland Spinal Cord Injuries Service

### SPINAL INJURIES UNIT

Ph: 3176 2215

Fax: 3176 7462

### OUTPATIENT DEPARTMENT

Ph: 3176 2641

Fax: 3176 5644

### Postal and Location

Princess Alexandra Hospital  
Ipswich Rd  
Woolloongabba QLD 4102  
AUSTRALIA

### TRANSITIONAL REHABILITATION PROGRAM

Ph: 3406 2322

Fax: 3406 2399

### Email

[trp@health.qld.gov.au](mailto:trp@health.qld.gov.au)

### Postal

PO Box 6053  
Buranda, QLD, 4102

### Location

3<sup>rd</sup> Floor, Buranda Village  
Cnr Cornwall St & Ipswich Rd  
Buranda, QLD, 4102  
AUSTRALIA

### SPINAL OUTREACH TEAM

Ph: 3406 2300

Freecall 1800 624 832

(for regional clients)

Fax : 3406 2399

### Email

[spot@health.qld.gov.au](mailto:spot@health.qld.gov.au)

### Postal

PO Box 6053  
Buranda, Q, 4102

### Location

3<sup>rd</sup> Floor, Buranda Village  
Cnr Cornwall St & Ipswich Rd  
Buranda, QLD, 4102  
AUSTRALIA

The amount of faeces you pass should relate directly to the amount of food you are eating. If you are eating well, but not passing much faeces, this should be an early alert to potential impending constipation.

What you eat will also influence the size of your stool. A diet consisting of fibre will result in larger motions than one devoid of fibre.

### Why is Fibre Important?

Fibre is a cellulose product found in plant foods that cannot be digested by our bodies, which is then eliminated in our faeces.

- **Soluble fibre-** Soluble fibre soaks up the water and helps form the stool. The soluble fibre passes more slowly through the system than insoluble fibre. This is more noticeable with someone who has a spinal cord injury as a high soluble fibre intake can lead to constipation. For this reason, it is recommended that someone with a spinal cord injury have a total of 15g of fibre daily instead of the recommended 30g. This can be increased slowly if required. **Soluble fibre is mainly found in bran, breads and cereals which are essential in your diet in moderation.**
- **Insoluble fibre-** Insoluble fibre doesn't soak up water and passes through the gut more quickly than soluble fibre. It is mainly found in fruits, nuts and seeds but excess consumption of these foods can lead to diarrhoea, and as mentioned previously, can also influence the "Right Place" of bowel management.
- Please Note: **there is no fibre in meat or dairy products.**

Dietary Fibre Chart					
Food (grams)	Fibre	Content	Food (grams)	Fibre	Content
<b>Bread, average slice</b>			<b>Fruit, average serve</b>		
Dark rye		3.6	Apple		3.5
Fruit loaf		1.0	Apricots		3.0
High fibre white		1.3	Avocado, half		2.0
Lebanese		3.0	Banana		3.0
Multigrain		1.4	Grapes, 200g		2.0
Rye		1.7	Grapefruit, half		1.0
White		0.8	Kiwi fruit		2.5
White, toast thickness		1.1	Mango		3.5
Wholemeal		2.0	Melon, 200g		2.0
Bread roll – white		1.8	Orange		3.0
Bread roll – wholemeal		5.00	Passionfruit		3.0
			Paw paw, fresh		1.5
<b>Breakfast cereal, average serve</b>			Peach		2.0
Allbran		9.5	Pear		4.0
Bran Flakes		7.0	Pineapple, 120g slice		2.5
Corn Flakes, Special K		1.0	Raspberries – half punnet		9.0
Just Right		4.0	Rockmelon		0.5
Muesli		8.0	Strawberries – half punnet		3.0
Nutrigrain, Rice Bubbles		0.5	Watermelon, 20g slice		1.5
Porridge		5.0	Dried figs, 50g		6.5
Sultana Bran		6.5	Prunes, 6		5.0
Weetbix, 2		3.0	Raisins or sultanas, 50g		2.5
			Dried dates, 4		4.5
<b>Vegetables, average serve</b>			<b>Nuts, 50g serve</b>		
Asparagus fresh/can		1.5			





# Fact Sheet

## Queensland Spinal Cord Injuries Service

### SPINAL INJURIES UNIT

Ph: 3176 2215

Fax: 3176 7462

### OUTPATIENT DEPARTMENT

Ph: 3176 2641

Fax: 3176 5644

### Postal and Location

Princess Alexandra Hospital  
Ipswich Rd  
Woolloongabba QLD 4102  
AUSTRALIA

### TRANSITIONAL REHABILITATION PROGRAM

Ph: 3406 2322

Fax: 3406 2399

### Email

[trp@health.qld.gov.au](mailto:trp@health.qld.gov.au)

### Postal

PO Box 6053  
Buranda, QLD, 4102

### Location

3<sup>rd</sup> Floor, Buranda Village  
Cnr Cornwall St & Ipswich Rd  
Buranda, QLD, 4102  
AUSTRALIA

### SPINAL OUTREACH TEAM

Ph: 3406 2300

Freecall 1800 624 832

(for regional clients)

Fax : 3406 2399

### Email

[spot@health.qld.gov.au](mailto:spot@health.qld.gov.au)

### Postal

PO Box 6053  
Buranda, Q, 4102

### Location

3<sup>rd</sup> Floor, Buranda Village  
Cnr Cornwall St & Ipswich Rd  
Buranda, QLD, 4102  
AUSTRALIA

### Dietary Fibre Chart

Green beans	3.0	Almonds	4.5
Baked beans (canned)	13.0	Cashews	3.0
Broccoli	4.0	Hazelnuts	5.0
Brussel Sprouts ½ cup	3.0	Macadamias	3.0
Cabbage	2.0	Peanuts	4.0
Capsicum	1.0	Pecans	4.0
Cauliflower	3.0	Pistachios	4.5
Carrots	3.0	Walnuts	3.0
Celery	1.0		
Corn on cob, 1	6.5	Pasta, 2 cups cooked	6.5
Cucumber	0.5	Rice, white, 1 cup cooked	1.5
Kidney beans ½ cup	4.5	Rice, brown, 1 cup cooked	3.0
Lettuce	1.5	Unprocessed bran, 1 tablespoon	3.0
Mushrooms	2.5	Lentils	7.5
Peas	7.0	Peanut butter, 1 tablespoon	2.5
Potato – with skin	3.5	Popcorn, 1 cup	1.0
Potato – peeled	1.5	Muesli bar	4.0
Pumpkin	1.5	Meats of all types	0
Spinach	4.5	Poultry	0
Sweet potato	2.5	Seafood	0
Tomato can/fresh	2.0	Milk, cheese, dairy products	0
Zucchini	2.0	Eggs, fats, sugar	0

**Reference:** Eating for Peak Performance, Rosemary Stanton. Allen & Unwin. 1994

### Right Consistency

The consistency of the stool is controlled by the amount of water that is taken out of the stool by the digestive system. How fast the faeces passes through the system can directly affect the consistency of the result. The shorter the transit time, the less water is re-absorbed from the faeces by the bowel, resulting in a softer stool.

With an LMN injury, the aim is for a stool consistency of a type 2-3 on the Bristol Stool Scale. Very soft or 'sticky' stools (best described as toothpaste or peanut butter) are difficult for the digestive system to pass and can be hard to achieve a complete empty from the rectum. The pooling of soft stools within the rectum can also lead to accidents in LMN type bowels. Firmer type 2-3 stools are easier to remove to ensure some peace of mind that your bowel is empty, to allow you to go about your day with some confidence that you will not have an accident.



# Fact Sheet

Queensland  
Spinal  
Cord  
Injuries  
Service

**SPINAL INJURIES UNIT**

Ph: 3176 2215  
Fax: 3176 7462

**OUTPATIENT  
DEPARTMENT**

Ph: 3176 2641  
Fax: 3176 5644

**Postal and Location**

Princess Alexandra Hospital  
Ipswich Rd  
Woolloongabba QLD 4102  
AUSTRALIA

**TRANSITIONAL  
REHABILITATION  
PROGRAM**

Ph: 3406 2322  
Fax: 3406 2399

**Email**

[trp@health.qld.gov.au](mailto:trp@health.qld.gov.au)

**Postal**

PO Box 6053  
Buranda, QLD, 4102

**Location**

3<sup>rd</sup> Floor, Buranda Village  
Cnr Cornwall St & Ipswich Rd  
Buranda, QLD, 4102  
AUSTRALIA

**SPINAL OUTREACH  
TEAM**

Ph: 3406 2300  
Freecall 1800 624 832  
(for regional clients)  
Fax : 3406 2399

**Email**

[spot@health.qld.gov.au](mailto:spot@health.qld.gov.au)

**Postal**

PO Box 6053  
Buranda, Q, 4102

**Location**

3<sup>rd</sup> Floor, Buranda Village  
Cnr Cornwall St & Ipswich Rd  
Buranda, QLD, 4102  
AUSTRALIA

## Bristol Stool Chart

Type 1		Separate hard lumps, like nuts (hard to pass)
Type 2		Sausage-shaped but lumpy
Type 3		Like a sausage but with cracks on its surface
Type 4		Like a sausage or snake, smooth And soft
Type 5		Soft blobs with clear-cut edges (passed easily)
Type 6		Fluffy pieces with ragged edges, a mushy stool
Type 7		Diarrhoea may have undigested food particles <b><u>Liquid Only Can Be Overflow</u></b> <b>This may indicate you are constipated</b>

### Fluids

Getting the right consistency can be as simple as drinking enough water. The **recommendation is for 2-3 litres of fluid a day**. The type of fluids you drink can also make a difference. Drinking fluids that are diuretics (increase urine volumes) such as caffeinated (e.g. tea, coffee, cola) and alcoholic beverages can dehydrate you. They may also irritate the bladder. Some people limit fluids to prevent bladder leaking. Please be aware that this may influence bowel patterns as well!

### 'Softeners'

'Softeners' work by retaining or drawing water back into the faeces. They work best when taken a few times during the day. Dietary 'softeners' can be fruit, juices high in sorbitol (pear juice, apricot nectar, kiwi fruit juice or prune juice) or prunes. It is important to have natural softeners in your diet for your vitamin and nutrient intake. Common medications that can soften the stool are Coloxyl, Movicol/Clearlax, Sorbitol, Lactulose or Epsom salts.

Some people experience ongoing problems with soft stools. It is important if the stool becomes soft or loose **without** any change to the diet or medications to:

- Rule out any food intolerances such as dairy or gluten



Queensland  
Government

[www.health.qld.gov.au/qscis](http://www.health.qld.gov.au/qscis)

# Fact Sheet

## Queensland Spinal Cord Injuries Service

### SPINAL INJURIES UNIT

Ph: 3176 2215  
Fax: 3176 7462

### OUTPATIENT DEPARTMENT

Ph: 3176 2641  
Fax: 3176 5644

### Postal and Location

Princess Alexandra Hospital  
Ipswich Rd  
Woolloongabba QLD 4102  
AUSTRALIA

### TRANSITIONAL REHABILITATION PROGRAM

Ph: 3406 2322  
Fax: 3406 2399

### Email

[trp@health.qld.gov.au](mailto:trp@health.qld.gov.au)

### Postal

PO Box 6053  
Buranda, QLD, 4102

### Location

3<sup>rd</sup> Floor, Buranda Village  
Cnr Cornwall St & Ipswich Rd  
Buranda, QLD, 4102  
AUSTRALIA

### SPINAL OUTREACH TEAM

Ph: 3406 2300  
Freecall 1800 624 832  
(for regional clients)  
Fax : 3406 2399

### Email

[spot@health.qld.gov.au](mailto:spot@health.qld.gov.au)

### Postal

PO Box 6053  
Buranda, Q, 4102

### Location

3<sup>rd</sup> Floor, Buranda Village  
Cnr Cornwall St & Ipswich Rd  
Buranda, QLD, 4102  
AUSTRALIA

- Get a sample checked with your GP if you are unwell or the problem persists

### Stimulants

These were discussed under the section of the "Right Place". Please remember that changes to diet or stimulatory medications can also directly influence the consistency of your stool.

### Firmers

The most common dietary firmers are dairy products (foods high in calcium), bananas or foods containing soluble fibre. Some people find they need to firm the stool and may take a fibre supplement (some examples are psyllium husk, Metamucil or Benefibre) to help with this. A good starting dose is ½ teaspoon twice a day and increase as needed.

**\*Please Note\*** - if you are consuming a diet high in soluble fibre, or taking a supplement, it is imperative that you consume a high fluid intake, to prevent the possibility of the fibre "setting like concrete" in your bowel and actually increasing the potential for constipation.

### Other Medications

There are other medications that can slow digestion and create problems with constipation. It is important to monitor the bowels when starting new medications.

Some common examples are:

- Pain medications- slow release pain relief (Oxycontin), narcotic pain medication (Morphine, Endone), nerve pain medication (Amitriptyline), regular paracetamol
- Bladder medications – Ditropan and Vesicare
- Antibiotics- can cause constipation or diarrhea
- Antispasmodic medication – Baclofen, Dantrolene
- Supplements such as calcium and iron

**Remember that the system has been slowed** and that any changes you make to diet or medication may take at least 2 days to start taking effect.

### Right Trigger

The right trigger is about using the correct methods to get the stool (which needs to be in the 'Right Place at the Right Time') to effectively empty from the rectum.

As the Defaecation Reflex Centre is ineffective for people with LMN bowel types, there is little point in trying to "stimulate" this reflex with the use of enemas, suppositories or digital stimulation (although enemas may provide some level of lubrication to assist in bowel emptying). The most commonly recommended method of evacuating faeces from the rectum for people with LMN bowels is manual evacuation.

### Manual Evacuation

Manual evacuation refers to the use of a gloved lubricated finger, gently inserted into the rectum to remove the stool. This ensures that the lower bowel is empty of faeces, providing some assurance that you can go about your daily activities with confidence that you will not have an accident. We recommend you attend to this type of bowel management **twice a day** to prevent the potential for accidents in the evenings, as faeces can "move down" the intestine throughout the day.

### Straining

Generally, a LMN injury means the abdominal muscles are working and this can help with emptying. However caution should be taken with excessive straining as there may be nerve damage to the pelvic floor. The pelvic floor is designed to 'support' the internal organs and if they aren't working there can be issues with haemorrhoids or prolapse (where the internal organ such as bowel or vagina comes out). Breathing exercises and correct positioning on the toilet may help reduce problems.





# Fact Sheet

## Queensland Spinal Cord Injuries Service

### SPINAL INJURIES UNIT

Ph: 3176 2215  
Fax: 3176 7462

### OUTPATIENT DEPARTMENT

Ph: 3176 2641  
Fax: 3176 5644

### Postal and Location

Princess Alexandra Hospital  
Ipswich Rd  
Woolloongabba QLD 4102  
AUSTRALIA

### TRANSITIONAL REHABILITATION PROGRAM

Ph: 3406 2322  
Fax: 3406 2399

### Email

[trp@health.qld.gov.au](mailto:trp@health.qld.gov.au)

### Postal

PO Box 6053  
Buranda, QLD, 4102

### Location

3<sup>rd</sup> Floor, Buranda Village  
Cnr Cornwall St & Ipswich Rd  
Buranda, QLD, 4102  
AUSTRALIA

### SPINAL OUTREACH TEAM

Ph: 3406 2300  
Freecall 1800 624 832  
(for regional clients)  
Fax : 3406 2399

### Email

[spot@health.qld.gov.au](mailto:spot@health.qld.gov.au)

### Postal

PO Box 6053  
Buranda, Q, 4102

### Location

3<sup>rd</sup> Floor, Buranda Village  
Cnr Cornwall St & Ipswich Rd  
Buranda, QLD, 4102  
AUSTRALIA

### Other triggers:

- Gastro–Colic Response - an increase in the contractile waves of the bowel are generated after filling the stomach with either food or hot fluids (usually strongest in the morning, and 20-30 minutes after eating)
- Exercise – stimulates peristalsis, which means keeping as active as possible. (Exercise can also help with controlling pain, decreasing the need for medication which may cause constipation)

### Where to from here?

Once you have co-ordinated the 5 Rights, you should have a fairly dependable bowel routine, which you can adjust on a regular basis to suit your lifestyle. Remember that bowel management is an ongoing process, and needs to be **monitored and reviewed on a regular basis**.

However, please also remember that it is simply a process of trial and error, until you find out what works best for you! If you continue to experience difficulties managing your LMN bowel, please seek medical advice from your GP, Spinal Injuries Consultant, Outpatient Service, or the Spinal Outreach Team (SPOT) for further advice.

### Frequently Asked Bowel Questions

#### Q. Will I get recovery of bowel function?

A. Recovery is very individual and there are no 'hard and fast' rules about getting recovery back. It is best to continue with your routine to prevent accidents unless you notice changes such as increased feeling and control of your bowels. You could start to wean off medication slowly, as long as you continue to monitor your results carefully, and re-introduce medications should signs of constipation develop.

#### Q. Will I always need my bowel medications?

A. Some people can stop all of their medications and some people may need to continue on medications to keep their routine regular. The medications can help prevent accidents and/or constipation.

#### Q. I am having trouble getting into a routine, How get I get help?

A. A good start is to keep a bowel diary of information such as the stool type; how long the routine takes; if there are any accidents; the type of food and fluids you are eating and any changes in your regular routine. It may be best to contact your Spinal Injuries Consultant, Outpatient Service, or the Spinal Outreach Team (SPOT) for further advice.

#### Q. My bladder leaks when I get constipated. Why does this happen?

A. A full bowel can place extra pressure on the bladder which may mean 'reduced space' for the bladder. Also rule out a bladder infection if you have problems with leaking.

#### Q. I feel quite bloated at the end of the day. What can I do to stop this?

A. This may be a result of the types of fluid or food you are having. Some examples are:

- |                              |                                      |                                  |
|------------------------------|--------------------------------------|----------------------------------|
| • Cucumber                   | • Chewing gum                        | • Ham                            |
| • Peas                       | • Cabbage                            | • Onions                         |
| • Yeast                      | • Mushrooms                          | • Beans                          |
| • Orange juice               | • Baked beans                        | • Eggs                           |
| • Fizzy or carbonated drinks | • Stalks of broccoli and cauliflower | • Low calorie sweets and lollies |

Sometimes a hot drink such as peppermint tea can help relieve 'wind' problems.



Queensland  
Government

[www.health.qld.gov.au/qscis](http://www.health.qld.gov.au/qscis)

# Fact Sheet

## Queensland Spinal Cord Injuries Service

### SPINAL INJURIES UNIT

Ph: 3176 2215

Fax: 3176 7462

### OUTPATIENT DEPARTMENT

Ph: 3176 2641

Fax: 3176 5644

### Postal and Location

Princess Alexandra Hospital  
Ipswich Rd  
Woolloongabba QLD 4102  
AUSTRALIA

### TRANSITIONAL REHABILITATION PROGRAM

Ph: 3406 2322

Fax: 3406 2399

### Email

[trp@health.qld.gov.au](mailto:trp@health.qld.gov.au)

### Postal

PO Box 6053  
Buranda, QLD, 4102

### Location

3<sup>rd</sup> Floor, Buranda Village  
Cnr Cornwall St & Ipswich Rd  
Buranda, QLD, 4102  
AUSTRALIA

### SPINAL OUTREACH TEAM

Ph: 3406 2300

Freecall 1800 624 832

(for regional clients)

Fax : 3406 2399

### Email

[spot@health.qld.gov.au](mailto:spot@health.qld.gov.au)

### Postal

PO Box 6053  
Buranda, Q, 4102

### Location

3<sup>rd</sup> Floor, Buranda Village  
Cnr Cornwall St & Ipswich Rd  
Buranda, QLD, 4102  
AUSTRALIA

### An Example of a Bowel Diary

<p><b>Sunday</b></p> <p><b>AM Result</b> Type _____ Amount _____ S M L XL Routine Time _____ minutes</p> <p><b>PM Meds</b> <input type="checkbox"/> Senna _____ tabs <input type="checkbox"/> Coloxyl _____ tabs <input type="checkbox"/> Movicol/Clearlax _____ <input type="checkbox"/> Benefibre _____ tsp <input type="checkbox"/> Other _____</p> <p><b>AM Meds</b> <input type="checkbox"/> Coloxyl _____ tabs <input type="checkbox"/> Benefibre _____ tsp</p> <p><b>Bowel Accidents</b> Time _____ Type _____ Amount _____ S M L XL</p>	<p><b>Sunday</b></p> <p><b>BREAKFAST</b> <input type="checkbox"/> Cereal <input type="checkbox"/> Fruit <input type="checkbox"/> Toast <input type="checkbox"/> _____</p> <p><b>LUNCH</b> <input type="checkbox"/> Salad <input type="checkbox"/> Sandwich <input type="checkbox"/> Fruit <input type="checkbox"/> _____</p> <p><b>DINNER</b> <input type="checkbox"/> Meat/Fish/Chick <input type="checkbox"/> Vege/salad <input type="checkbox"/> Pasta/Rice/Potato <input type="checkbox"/> Fruit <input type="checkbox"/> _____</p> <p><b>FLUIDS</b> _____ <input type="checkbox"/> Water litres _____ <input type="checkbox"/> Juice glasses _____ <input type="checkbox"/> Tea/coffee cups</p>
---	--



# Fact Sheet

## Queensland Spinal Cord Injuries Service

### SPINAL INJURIES UNIT

Ph: 3176 2215  
Fax: 3176 7462

### OUTPATIENT DEPARTMENT

Ph: 3176 2641  
Fax: 3176 5644

### Postal and Location

Princess Alexandra Hospital  
Ipswich Rd  
Woolloongabba QLD 4102  
AUSTRALIA

### TRANSITIONAL REHABILITATION PROGRAM

Ph: 3406 2322  
Fax: 3406 2399

### Email

[trp@health.qld.gov.au](mailto:trp@health.qld.gov.au)

### Postal

PO Box 6053  
Buranda, QLD, 4102

### Location

3<sup>rd</sup> Floor, Buranda Village  
Cnr Cornwall St & Ipswich Rd  
Buranda, QLD, 4102  
AUSTRALIA

### SPINAL OUTREACH TEAM

Ph: 3406 2300  
Freecall 1800 624 832  
(for regional clients)  
Fax : 3406 2399

### Email

[spot@health.qld.gov.au](mailto:spot@health.qld.gov.au)

### Postal

PO Box 6053  
Buranda, Q, 4102

### Location

3<sup>rd</sup> Floor, Buranda Village  
Cnr Cornwall St & Ipswich Rd  
Buranda, QLD, 4102  
AUSTRALIA

## REFERENCES

Consortium for Spinal Cord Medicine (1998) *Neurogenic bowel management for adults with spinal cord injury* Clinical Practice Guidelines, Paralyzed Veterans of America

Hoeman, S., (2008). *Rehabilitation nursing: Prevention, Intervention and Outcomes* (4<sup>th</sup> Edition). St Louis. Mosby Elsevier.

Krassioukov, A., Eng, J., Venables, B. (2012) *Neurogenic Bowel following Spinal Cord Injury. Spinal Cord Injury Rehabilitation Evidence Version 4.0* Vancouver.

QSCIS 2005 Neurogenic Bowel Management Reference Manual.

Royal Perth Hospital. (2007). *Royal Perth Hospital: Nursing Practice Standard for the Patient with an Acute Spinal Injury*. Government of Western Australia Department of Health.

Shafik A , (1975) A new concept of the anatomy of the anal sphincter mechanism and the physiology of defecation. The external anal sphincter: A triple-loop system. *Invest Urol*, 12, 412-449

Zejdlik, C.P (1992) *Management of spinal cord injury*. Jones and Bartlett publishers, Boston

The information contained within this guide is provided for general educatory purposes only, and does not replace the need to seek appropriate professional assistance in managing specific individual cases.

**Last Reviewed August 2017  
Review Due August 2019**



**Queensland  
Government**

[www.health.qld.gov.au/qscis](http://www.health.qld.gov.au/qscis)